



**Meetings:** 1<sup>st</sup> Monday of the month 1.30 - 4pm (**Easter & Melbourne Cup Eve are exceptions**)

**Website:** <http://www.phillipislandcameraclub.com.au>

**Facebook Page:** <https://www.facebook.com/groups/382689165127848>

**YouTube:** <https://youtube.com/channel/UCCPK8oUGGI0C2xRY2OhFOyg>

**Enquiries: Graeme –** [phillipislandcameraclub@gmail.com](mailto:phillipislandcameraclub@gmail.com)

## [March 2025 Newsletter](#)

Hello PICC Members.

Firstly, a very warm welcome to our newest members. Mark Clough and Mandy Haynes-Meyer. It is wonderful to see new members coming into the club; I look forward to getting to know you better and finding out more about your photographic journey.

Hopefully you all gained something from our workshop meeting in March . Many thanks to Rob McKay for his demonstration of matting. It was also great to see everybody sharing information about their cameras and the functions they have.

We are trying to provide a varied syllabus that accommodates all our member's needs. Please let us know if you would like to have something covered in our meetings, or maybe on a Club Outing.

Our April meeting will include an Evaluation of the Black and White images submitted last week. There are some great photos there and I expect to see multiple Commended and Highly Commended images.

Happy Snapping – Graeme

**The most colorful thing in the world is black and white,  
it contains all colors and at the same time excludes all."**

**— Vikrmn**



## 2025 SYLLABUS

The 2025 syllabus is largely set and is shown below. The intent behind the syllabus is to provide a varied choice of topics that will, hopefully, encourage members to expand their photography skills. We have, within PICC, an incredible range of photographic skill sets that we would like to draw on and share. With that in mind, members are encouraged to participate in our challenges and share their personal photographic passions. Above all, though, enjoy your photography!

Thanks to those of you who have contributed suggested evaluation/challenge topics via our Facebook page. These will be given careful consideration. There are still a couple of gaps in our 2025 syllabus. If you have a particular topic you would like covered in a workshop or talk, please contact Graeme on [graeme.lawry@gmail.com](mailto:graeme.lawry@gmail.com)

<b>Date</b>	<b>Activity</b> Main activity for the meeting. Evaluation, Workshop or Presenter	<b>Judge</b> (if applicable)	<b>Challenge</b> (image slideshow) Due in day before meeting at latest	<b>Five Minutes of Fame</b>	<b>Brief for next month's challenge</b> Explanation and discussion of next challenge
3 <sup>rd</sup> February	Evaluation - Open	Johanna Botman	Mobile/Tablet Global edits only		Structure
3 <sup>rd</sup> March	Workshop Matting		Structure		Sand Patterns
7 <sup>th</sup> April	Evaluation – Black and White	Jeffrey Nankervis	Sand Patterns		Blue Hour – There will be a 'Blue Hour' excursion during April to help with this challenge.
5 <sup>th</sup> May	Guest Speaker - Erin Marine Photography Talk		Blue Hour		Weather
2 <sup>nd</sup> June	Evaluation - Open	Trish McEwan	Weather		Abstract
7 <sup>th</sup> July	Workshop - Focus Bracketing ?		Abstract		Close Up/Macro
4 <sup>th</sup> August	Evaluation - Suggestions for Theme ?	PICC Panel 3 member panel	Close Up/Macro		
1 <sup>st</sup> September	Workshop/Trick Shots				Trick Shots
6 <sup>th</sup> October	Evaluation - Open		Trick Shots		
10 <sup>th</sup> November	Workshop /Presenter				PICC
1 <sup>st</sup> December	Evaluation (4 image Portfolio) Maker's personal theme		PICC 2025 Images of PICC members during club outings or activities		


## [March Challenge - Structure](#)



Thanks to all who participated in our March Structure Challenge ; we had a great selection of superb images submitted. It is gratifying to see the participation rate in these challenges growing each month.

A selection of images from this challenge are shown below.



Please go to [https://youtu.be/G\\_mpvLP\\_1h8](https://youtu.be/G_mpvLP_1h8) for the full slideshow.

Many thanks to Gary Parnell for putting this together.





Andrew Keir



## April Challenge

In our Challenge for the April meeting, we are looking for images of Sand Patterns.

I know this is a rather Gritty subject !

There are patterns in sand everywhere, some very prominent and others more subtle, but they are there, and they are never the same.

So how do you go about getting a great Sand Pattern shot ?

First off, utilise one of the most important photographic tools you have in your arsenal; your eyes. Look firstly for an appealing pattern, then stop for a moment. What first caught your attention in the patterns, start there and explore the possibilities. Some things to consider here ...

- Look at it from different angles; down low, up high, from the side.
- Will it benefit from a wide angle shot to perhaps capture leading lines taking you elsewhere. If there are some awesome rocks that the sand lines lead to, include them; they are part of the story.
- Are the patterns intricate swirls, maybe curling around a shell. Get in close and cut out the distractions, this is a micro story, but a story nonetheless.
- Are there colourations in the sand that say something ? Look to see how you can enhance that feature; the angle of the shot and the light will help here.
- Speaking of light, when is the light going to be your friend ? Hint – It probably won't be midday.

We look forward to seeing what you come up with.

As always, don't overthink the challenge, there is no right or wrong interpretation of the theme. We are always flexible; we just want to see your images.

Happy Snapping

## EXCURSIONS

### **PICC Great Ocean Road Excursion – March 24<sup>th</sup> to 28<sup>th</sup>**

If you are interested and haven't registered yet, please let Graeme know via [graeme.lawry@gmail.com](mailto:graeme.lawry@gmail.com)

### **Blue Hour Photo Shoot**

We will be having a Blue Hour Photo Shoot in April. Our scheduled date is Tuesday 8th April. If the weather is unfavorable we will postpone until Tuesday 15th. This will tie in with our Blue Hour Challenge due for the May Meeting.

We will meet at the intersection of 'Sunderland Bay' Road and 'The Esplanade', Surf Beach from 5.30pm. Sunset is Approximately 6pm and Blue Hour from 6.18pm to 6.28pm. I will let you know if this changes.



## **VAPS NEWSBRIEF**

The Victorian Association of Photographic Societies (VAPS) March Newsbrief is available at

[VAPS Newsbrief March 2025](#)

Keep in mind, the 2025 VAPS Convention. This annual event will be held at Castlemaine this year. Please consider attending this gathering; the 2024 Convention was very informative and rewarding.

### **VAPS CONVENTION 2025 - CASTLEMAINE**

**13 – 15 June**

**Town Hall / Phee Broadway Theatre  
Awards Dinner at Castlemaine Golf Club**

For those who are not familiar with VAPS, I have included an excerpt below from the VAPS Website, that explains their purpose and aim.

## **What is VAPS?**

VAPS is a not-for-profit “umbrella” organisation, representing the interests of affiliated camera clubs in the State of Victoria. While recognising, and allowing for, significant differences in the approach and organisation of its constituent clubs, VAPS seeks to represent the interests of Victorian photographers by providing them with a collective voice in matters of concern to the practice of photography in this State. Public liability insurance and accident insurance for voluntary work in all affiliated clubs are maintained.

VAPS is committed to the continuing improvement of photography and stimulates photographers through the conduct of an annual Convention in various locations around the State. On a scale beyond the resources of individual clubs, the Convention provides a venue for speakers, exhibitions, workshops, excursions, competitions and other presentations. The Convention also includes an annual dinner, allowing clubs to meet socially. In conjunction with the Convention, VAPS organises a State-wide inter-club competition.

Without an umbrella organisation like VAPS and the support they provide, clubs such as ours would find it difficult to exist. Insurance alone would be prohibitively expensive.

VAPS also provides a conduit to other clubs, networking opportunities for Interclub Competitions and other essential club resources. Their links to complementary organisations such as the Australian Photographic Judges Association (APJA) are important to our continued success; the value of this should not be underestimated.

VAPS is one of several organisations that influence our club’s operation; if you would like to know more, feel free to contact me at [graeme.lawry@gmail.com](mailto:graeme.lawry@gmail.com)

## WHAT YOU NEED TO KNOW ABOUT SUBMITTING IMAGES FOR EVALUATION

### DIGITAL IMAGES (EDI):

Images may either be created with a digital camera (including a mobile phone camera) or created with a conventional camera and scanned into electronic format.

Images may be enhanced or manipulated using image editing software, but the original image must have been made by the entrant.

As per VAPS specifications ([www.vaps.org.au](http://www.vaps.org.au)), maximum horizontal dimension is 1920 pixels and the maximum vertical dimension is 1080 pixels.

Each image file must be in sRGB JPEG format and a maximum of up to 5 Mb in size (5000kb).

Images should be recent (generally taken within the last 2 years).

Name your data image with Title of photo and your Club member number, separated by an underscore, followed by the topic and month when the judge will present the images to the members at the monthly meeting eg: **Sunset on Woolamai Beach\_126\_Open\_Feb2022**.

Maximum of **three** entries in total either in PRINTS, EDPI or a combination of the two. (Note that the December Portfolio comprises 4 images.)

### NOVICE CATEGORY REINSTATED:

To encourage new members to participate in the monthly evaluation, it has been decided to re-instate a NOVICE section. This will be in the EDPI (Electronic Digital Projected Image format. We would like to emphasise that this is not a competition but a learning opportunity. If you need assistance to get started please speak to one of the Committee Members, who are only too happy to help. Maximum of three entries.

Label your entries NOV\_(Title of image)\_(PICC membership number)\_Topic\_Month2020

### ARE WE HAVING PRINTS?

Prints may be submitted for the evaluation topics in 2025. A total of **three** images only can be entered into the evaluation. **Three** prints or **three** EDPIs or a combination prints/EDPIs totalling **three** can be submitted. The exception to this is the Portfolio topic, where a combination of four prints or four EDPIs or a combination of prints/EDPIs can be submitted.

When entering prints, we ask that an EDPI of the print be entered also as our plan is to have the prints displayed but to show them in the slide-show so that everyone can see the detail on screen. It is important that print EDPIs be labelled with PRINT e.g. **PRINT\_Title of image\_Membership No\_Open 202\_Feb2022**

Please bring the actual print of the image along to the Newhaven Yacht Club Clubroom on the day of the meeting for it to be displayed for the judge's final perusal and for members to view.

### PRINTS

Prints may be ANY size, up to a maximum of 40cm x 50cm (16in x 20in) when mounted.

ALL prints MUST be mounted.

Panoramic print formats are acceptable, but must fit on a 40cm x 50cm (16in x 20in) board.

Prints mounted to a total thickness greater than 5mm will not be accepted.

Please also include a digital image of the photo you send in labelled as for the EDPI, but starting with **PRINT: e.g. PRINT\_Sunset on Woolamai Beach\_126\_Open\_July2018**

Images should be recent (generally taken within the last 2 years).

Please note: If an image does not receive Highly Commended, it can be submitted into only one more club evaluation. This allows the maker to adjust the image following the judge's recommendations.